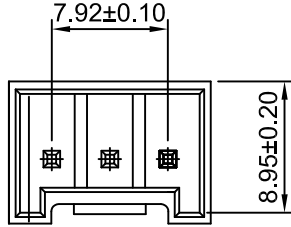
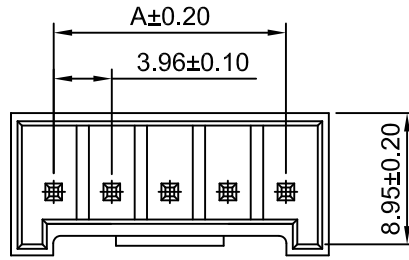


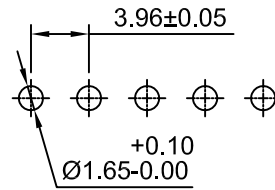
2P



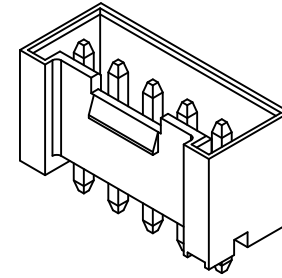
3P



4~15P

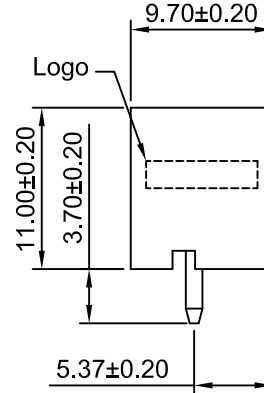
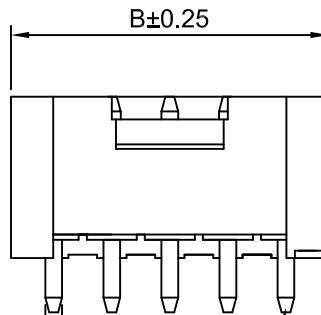
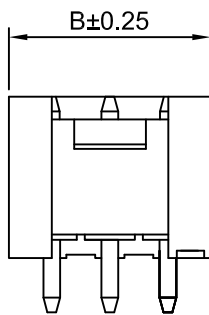
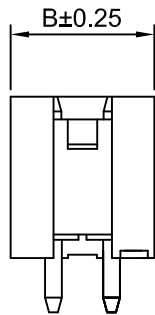


P.C.B LAYOUT



SPECIFICATIONS:

Current Rating: 10A AC,DC(AWG #16)
 Voltage Rating: 250V AC,DC
 Temperature Range: -40°C ~ +105°C
 Contact Resistance: 10mΩ Max
 Insulation Resistance: 1000MΩ Min
 Withstanding Voltage: 1500V AC/minute
 Pin Material: Brass/Tin-plated
 Material: PBT+30%GF,UL94V-0(White)



Pin 1.14 SQ
 Circuit 1

Ordering Information & Dimensions

Circuits	Dimensions(mm)		Circuits	Dimensions(mm)	
	A	B		A	B
2P	3.96	9.80	9P	31.68	37.52
3P	7.92	13.76	10P	35.64	41.48
4P	11.88	17.72	11P	39.60	45.44
5P	15.84	21.68	12P	43.56	49.40
6P	19.80	25.64	13P	47.52	53.36
7P	23.76	29.60	14P	51.48	57.32
8P	27.72	33.56	15P	55.44	61.28



CHANGJIANG CONNECTORS CO.,LTD.

Unit	Scale	Sheet
mm	2:1	1 of 1
Draw BY:	Approved :	
Tony Su	Jack Yin	

Title :
3.96mm PITCH
180° WAFER

A1	Update the size	2017.04.20	x.xx≤0.25 x.xxx≤0.20 x.xxxx≤0.15	ANGLE±
A0	NEW RELEEASE	2005.05.24		
REV	DESCRIPTION	DATE		

DRAW NO : **A3963WVD-XP** REV **A1**