

**Ordering Information:**

C3962F-GP - \*\*  
1 2

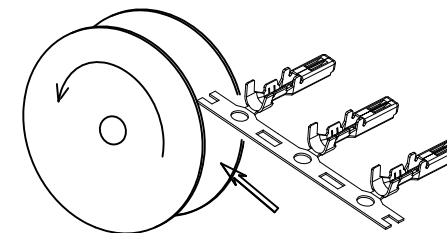
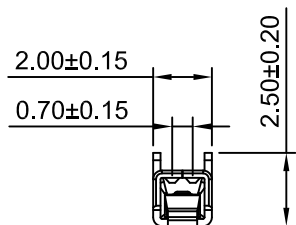
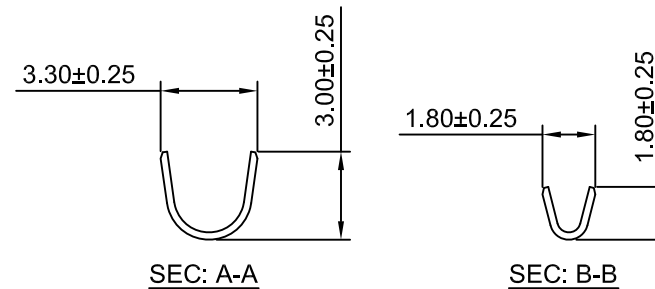
1.Part NO.

2.Finish

(blank): Gold over Nickel,  
1µin (0.025µm) MIN.Select Gold,mating area,  
80~120µin (2.03µm~3.05µm) MIN.Select Tin,other area,  
30~50µin (0.76µm~1.27µm) MIN.Select Nickel,all area.

G15: 15µin (0.38µm) MIN.Select Gold,mating area,  
80~120µin (2.03µm~3.05µm) MIN.Select Tin,other area,  
30~50µin (0.76µm~1.27µm) MIN.Select Nickel,all area.

G30: 30µin (0.76µm) MIN.Select Gold,mating area,  
80~120µin (2.03µm~3.05µm) MIN.Select Tin,other area,  
30~50µin (0.76µm~1.27µm) MIN.Select Nickel,all area.



WINDING DIRECTION

**Ordering information & Specifications**

Unit:mm

Part NO.	Wire Range	Insultion O.D.	Material	Finish	Qty/reel
C3962F-TP	AWG#22-#26	1.60mm(max)	Phosphor Bronze	Tin over Nickel	8,000 PCS
C3962F-GP	AWG#22-#26	1.60mm(max)	Phosphor Bronze	Gold over Nickel	8,000 PCS

**CJTconn** CHANGJIANG CONNECTORS CO.,LTD.

Unit	Scale	Sheet	TITLE
mm	4:1	1 of 1	3.96mm PITCH CRIMP TERMINAL
DRWN	CHK'D	APPR	
Dengchun Yi	Dlankul Wan	Jack Yin	DRAWING NO.
General Tolerances			THIRD ANGLE PROJECTION
A0	NEW RELEASE	2020.07.14	C3962F-T
REV	DESCRIPTION	DATE	
x.xx±0.25 x.xxx±0.20 x.xxxx±0.15 ANGLES ±1°			REV
			A0