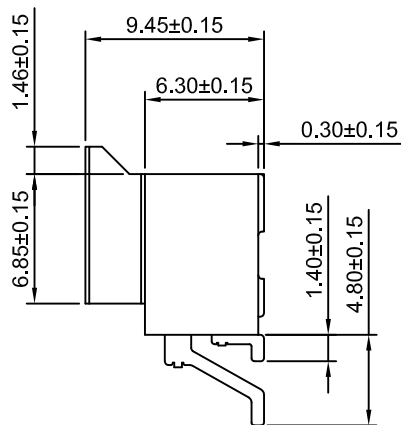
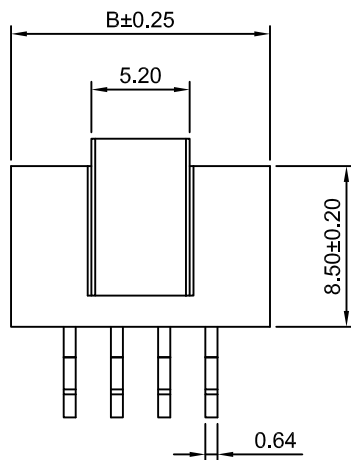


P.C.B LAYOUT



Ordering Information:  
A2509WRA-S-2xXP - \*\*\*

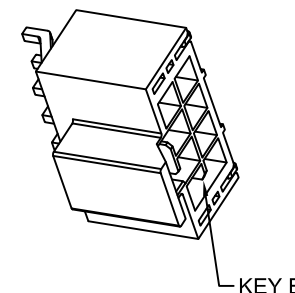
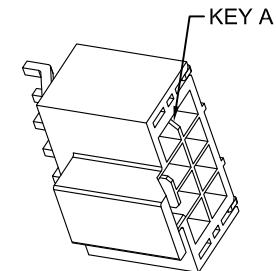
1 2

1.Part No.

2.Color.

(Blank):Black,KAY A

NAT:Natural,KAY B



**SPECIFICATIONS:**

Current Rating: 6.5A AC,DC

Voltage Rating: 250V AC,DC

Temperature Range: -40°C ~ +105°C

Contact Resistance: 10mΩ Max

Insulation Resistance: 1000MΩ Min

Withstanding Voltage:1500VAC/minute

Pin Material: Brass/Tin over Nickel

Material: LCP,UL94V-0(Black)

Ordering Information & Dimensions

Circuits	Dimensions(mm)			Circuits	Dimensions(mm)		
	A	B	C		A	B	C
2x2P	2.50	8.74	7.04	2x6P	12.50	18.74	17.04
2x3P	5.00	11.24	9.54	2x7P	15.00	21.24	19.54
2x4P	7.50	13.74	12.04	2x8P	17.50	23.74	22.04
2x5P	10.00	16.24	14.54				



CHANGJIANG CONNECTORS CO.,LTD.

Unit: mm  
Scale: 2.5:1  
Sheet: 1 of 2

Draw By: Diankui Wan  
Approved: Jack Yin

Title: 2.50mm Pitch  
90° Dual Row Wafer  
- SMT Type

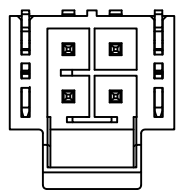
General Tolerance:  
x.xx±0.25  
x.xxx±0.20  
x.xxxx±0.15



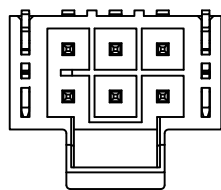
DRAW NO: A2509WRA-S-2xXP

REV A0

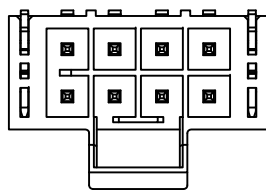
REV	DESCRIPTION	DATE
A0	NEW RELEASE	2018.06.25



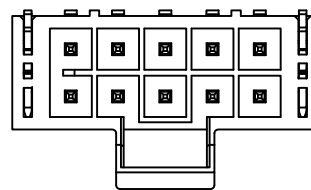
2x2P  
KEY A



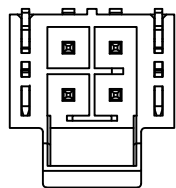
2x3P  
KEY A



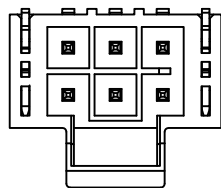
2x4P  
KEY A



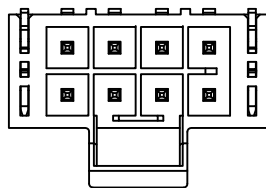
2x5P  
KEY A



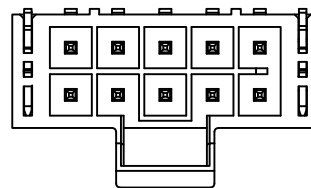
2x2P  
KEY B



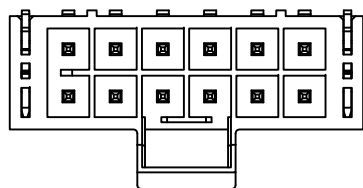
2x3P  
KEY B



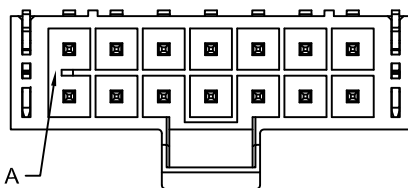
2x4P  
KEY B



2x5P  
KEY B

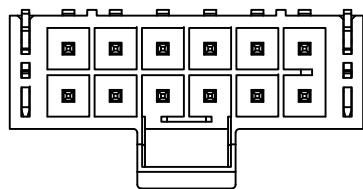


2x6P  
KEY A

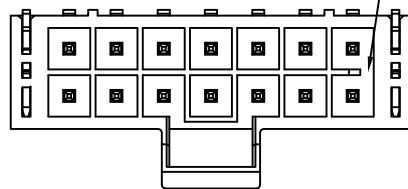


KEY A

2x7P  
KEY A

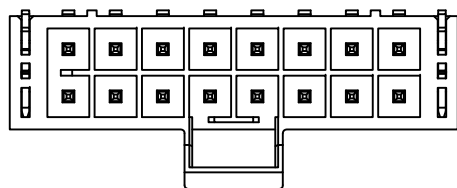


2x6P  
KEY B

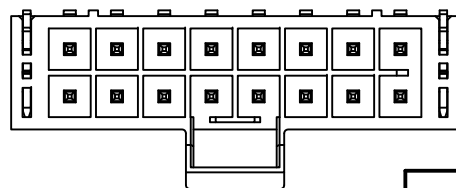


KEY B

2x7P  
KEY B



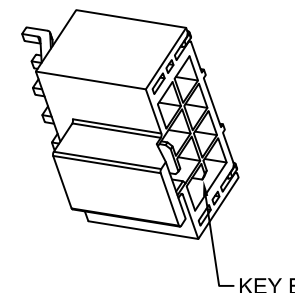
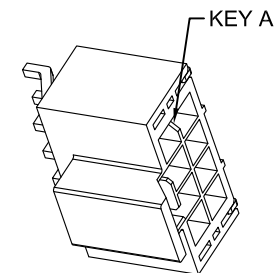
2x8P  
KEY A



2x8P  
KEY B

Ordering Information:  
A2509WRA-S-2xXP - \*\*\*  
1 2

1.Part No.  
2.Color.  
(Blank):Black,KAY A  
NAT:Natural,KAY B



**SPECIFICATIONS:**

Current Rating: 6.5A AC,DC  
Voltage Rating: 250V AC,DC  
Temperature Range: -40°C ~ +105°C  
Contact Resistance: 10mΩ Max  
Insulation Resistance: 1000MΩ Min  
Withstanding Voltage:1500VAC/minute  
Pin Material: Brass/Tin over Nickel  
Material: LCP,UL94V-0(Black)

**Ordering Information & Dimensions**

Circuits	Dimensions(mm)			Circuits	Dimensions(mm)		
	A	B	C		A	B	C
2x2P	2.50	8.74	7.04	2x6P	12.50	18.74	17.04
2x3P	5.00	11.24	9.54	2x7P	15.00	21.24	19.54
2x4P	7.50	13.74	12.04	2x8P	17.50	23.74	22.04
2x5P	10.00	16.24	14.54				



CHANGJIANG CONNECTORS CO.,LTD.

Unit Scale Sheet  
mm 2.5:1 2 of 2

Draw By: Diankui Wan  
Approved: Jack Yin

General Tolerance

x.x±0.25  
x.xx±0.20  
x.xxx±0.15  
PROJECT

Title :  
2.50mm Pitch  
90° Dual Row Wafer  
- SMT Type

A0	NEW RELEASE	2018.06.25
REV	DESCRIPTION	DATE

DRAW NO: A2509WRA-S-2xXP  
REV A0