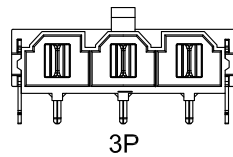
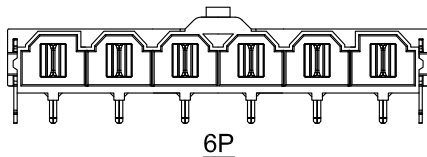
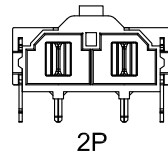
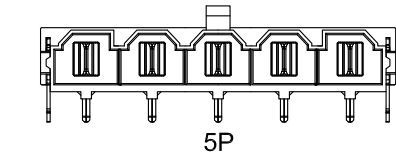
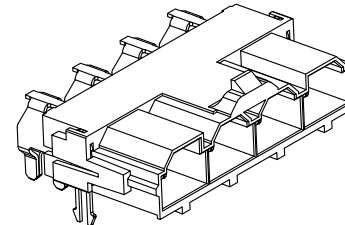
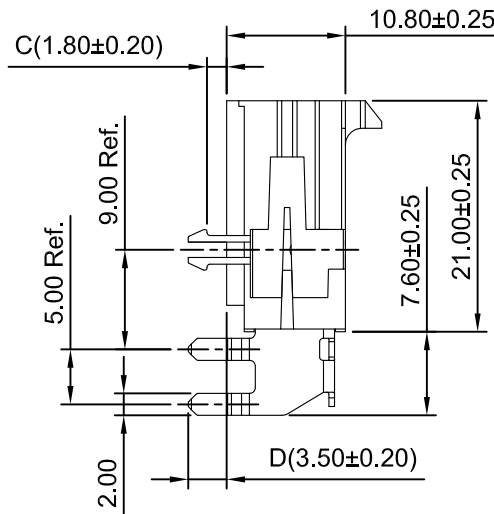
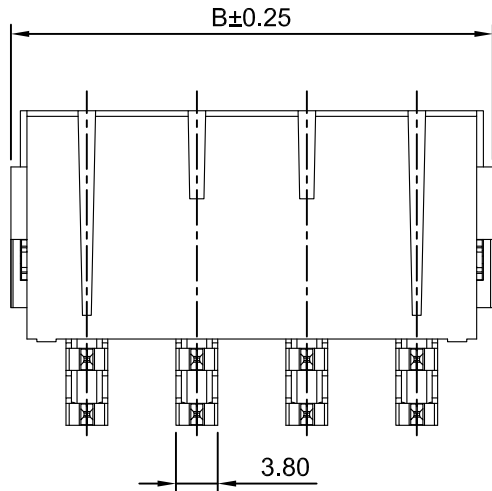


P.C.B LAYOUT
TOLERANCE:±0.05



Ordering Information:
A2361WRA-XP - ** - ***
1 2 3

- Part NO.
- Size C & Size D:
 (Blank): C=1.80mm,D=3.50mm
 (P.C.B Board thickness:1.57mm)
 2: C=2.60mm,D=5.10mm
 (P.C.B Board thickness:2.36mm)
 3: C=3.40mm,D=5.10mm
 (P.C.B Board thickness:3.18mm)
 4: C=6.58mm,D=8.30mm
 (P.C.B Board thickness:6.35mm)
- Finish:
 (Blank): Tin over Nickel
 G: Gold over Nickel(Au:1u",Mating Area)
 G30: Gold over Nickel(Au:30u",Mating Area)

SPECIFICATIONS:
 Current Rating: 50A AC,DC
 Voltage Rating: 600V AC,DC
 Temperature Range: -40°C ~ +105°C
 Contact Resistance: 10mΩ Max
 Insulation Resistance: 1000MΩ Min
 Withstanding Voltage: 1500V AC/minute
 Pin Material: Phosphor Bronze
 Material: Nylon 46+30%GF,UL94V-0(Black)

Ordering Information & Dimensions

Part NO.	Dimensions(mm)	
	A	B
A2361WRA-2P	10.00	23.82
A2361WRA-3P	20.00	33.82
A2361WRA-4P	30.00	43.82
A2361WRA-5P	40.00	53.82
A2361WRA-6P	50.00	63.82

CJTconn CHANGJIANG CONNECTORS CO.,LTD.

Unit	Scale	Sheet	TITLE
mm	1.5:1	1 of 1	10.00mm PITCH 90° WAFER
DRWN	CHK'D	APPR	
Dengchun Yi	Dlankul Wan	Jack Yin	

REV	DESCRIPTION	DATE
A3	CHANGE THE DRAWING	2021.02.26
A2	CHANGE THE INFORMATION	2020.10.27
A1	CHANGE THE DRAWING	2019.06.17
A0	NEW RELEASE	2017.08.02

DRAWING NO.	REV
A2361WRA-XP	A3